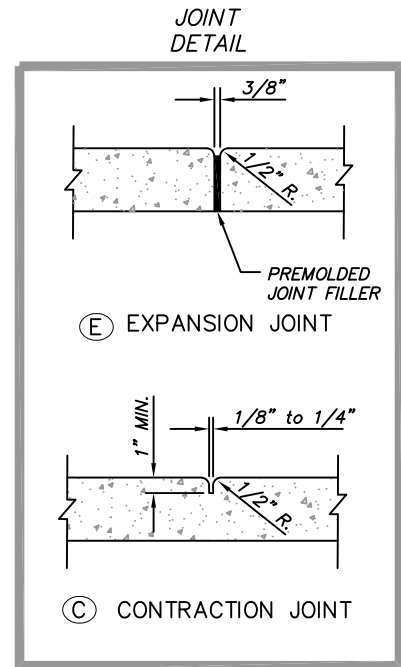
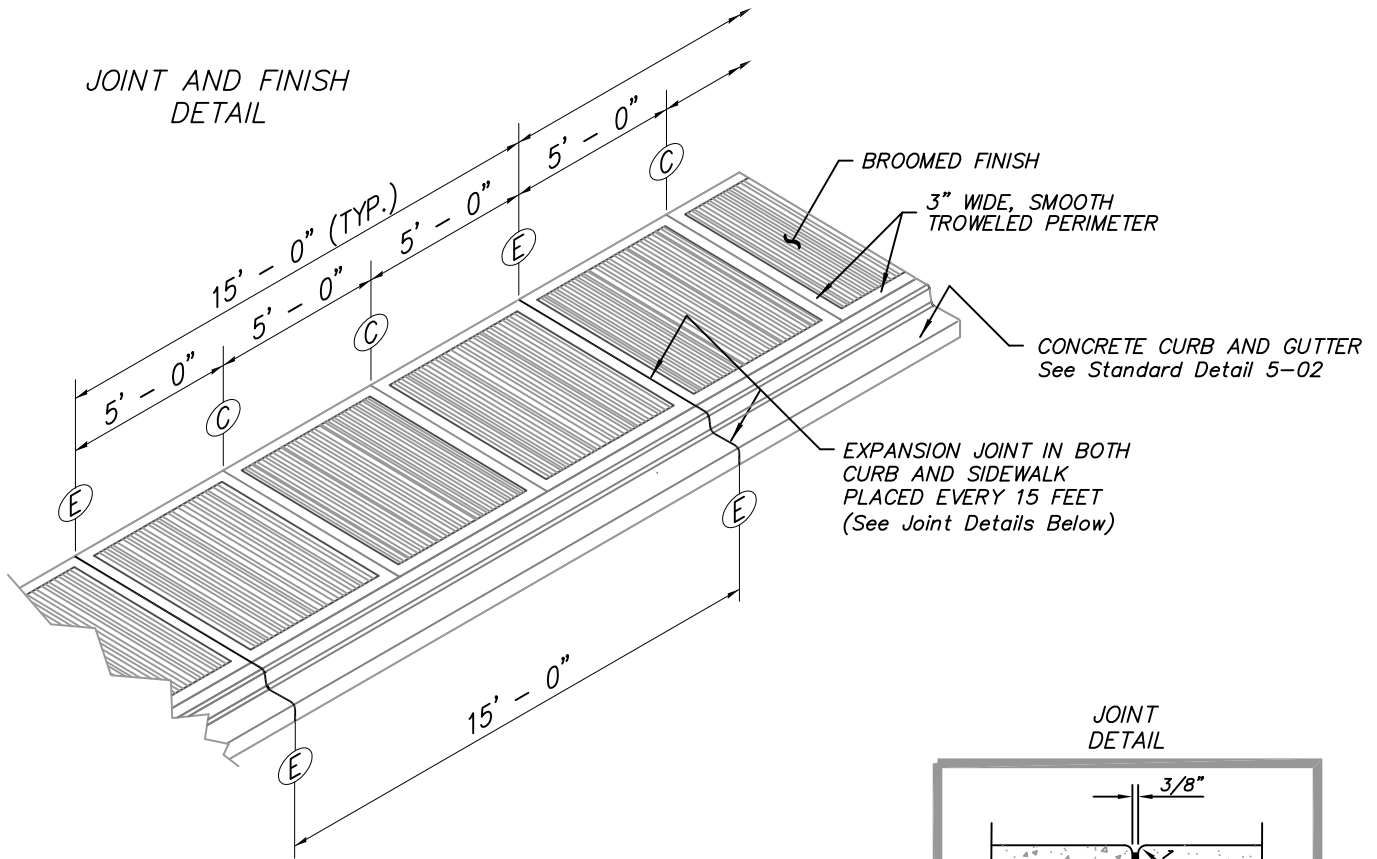
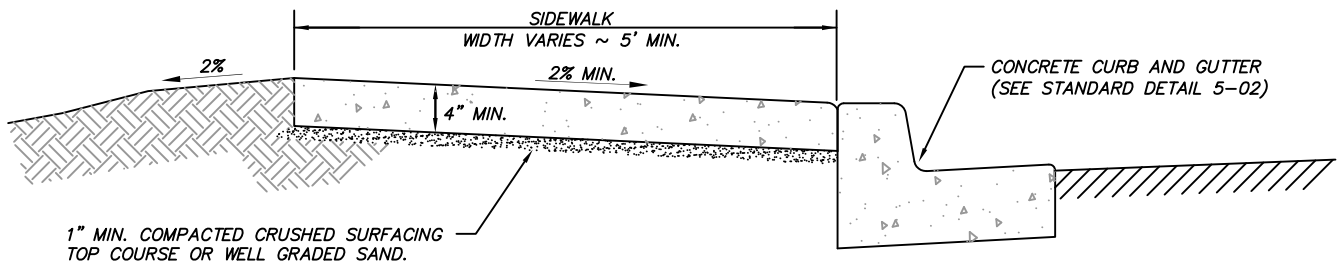


**JOINT AND FINISH
DETAIL**



GENERAL NOTES:

1. EXPANSION JOINT MATERIAL TO BE 3/8" THICK PREMOLDED JOINT FILLER FULL THICKNESS OF CONCRETE.
2. FORM AND SUBGRADE INSPECTION REQUIRED BEFORE POURING CONCRETE.
3. SCORE MARKS SHALL BE 1/8" - 1/4" WIDE BY 1" DEEP. FOR SIDEWALKS OVER 8' IN WIDTH, A LONGITUDINAL SCORE MARK SHALL BE MADE ALONG CENTER OF WALK.
4. WESTERN GROOVE FINISH REQUIRED AT SCORE MARKS.
5. EXPANSION JOINTS SHALL BE INSTALLED IN CURB AND GUTTER AND IN SIDEWALK AT PC AND PT AT ALL CURB RETURNS, EXPANSION JOINTS SHALL BE PLACED IN SIDEWALK AT SAME LOCATIONS AS THOSE IN CURB AND GUTTER WHEN SIDEWALK IS ADJACENT TO CURB AND GUTTER, UNLESS OTHERWISE DIRECTED BY THE ENGINEER.
6. CONCRETE DRIVEWAYS REQUIRE A MINIMUM DEPTH OF 6". (SEE STANDARD DETAIL 5-03 FOR DRIVEWAYS)



APPROVED BY	REVISED DATE	CITY OF CENTRALIA	STD. PLAN NO.
CITY ENGINEER	06/2017		5-01
		SIDEWALK DETAILS	