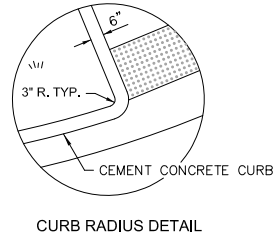


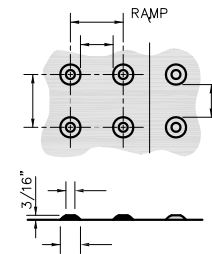
PLAN VIEW
SIDEWALK RAMP TYPE 3B
LAYOUT



CURB RADIUS DETAIL

NOTES

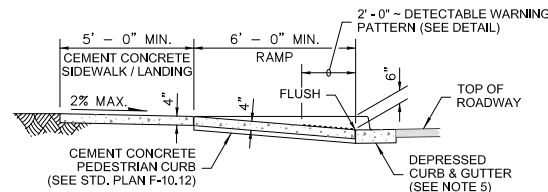
1. The bottom of the ramp shall have a level area (not in excess of 2% in any direction), 4' x 4'.
2. The Type 3B Ramp Layout requires two (2) of this bid item: "Cement Conc. Sidewalk Ramp Type 3B". The bid item does not include the adjacent Curb (or Curb & Gutter), the Sidewalk between Ramps, or the Cement Conc. Pedestrian Curb.
3. Ramp slopes shall not be steeper than 12H:1V.
4. Avoid placing drainage structures, junction boxes or other obstructions in front of ramp access areas.
5. Curb & Gutter is shown, see the Contract Plans for the curb design specified. See Standard Plan F-10.12 for curb details.
6. See Std. Plan F-30.10 for sidewalk joint placement and details.



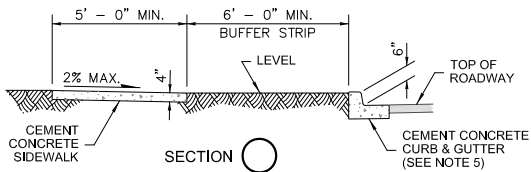
THIS PATTERN AREA SHALL
BE YELLOW IN COLOR

	MIN.	MAX.
A	1 5/8"	3/8"
B	5/8"	1 1/2"
C	7/16"	3/4"
D	7/8"	1 7/16"

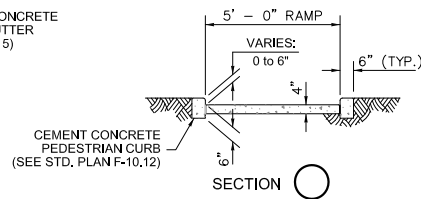
DETECTABLE WARNING PATTERN DETAIL



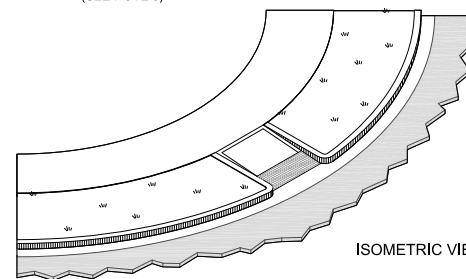
SECTION ○



SECTION ○



SECTION ○



ISOMETRIC VIEW

5-08

STD. PLAN NO.

APPROVED BY

REVISED DATE

CITY OF CENTRALIA

CITY ENGINEER

06/2017

SIDEWALK RAMP TYPE 3B
WITH LAYOUT