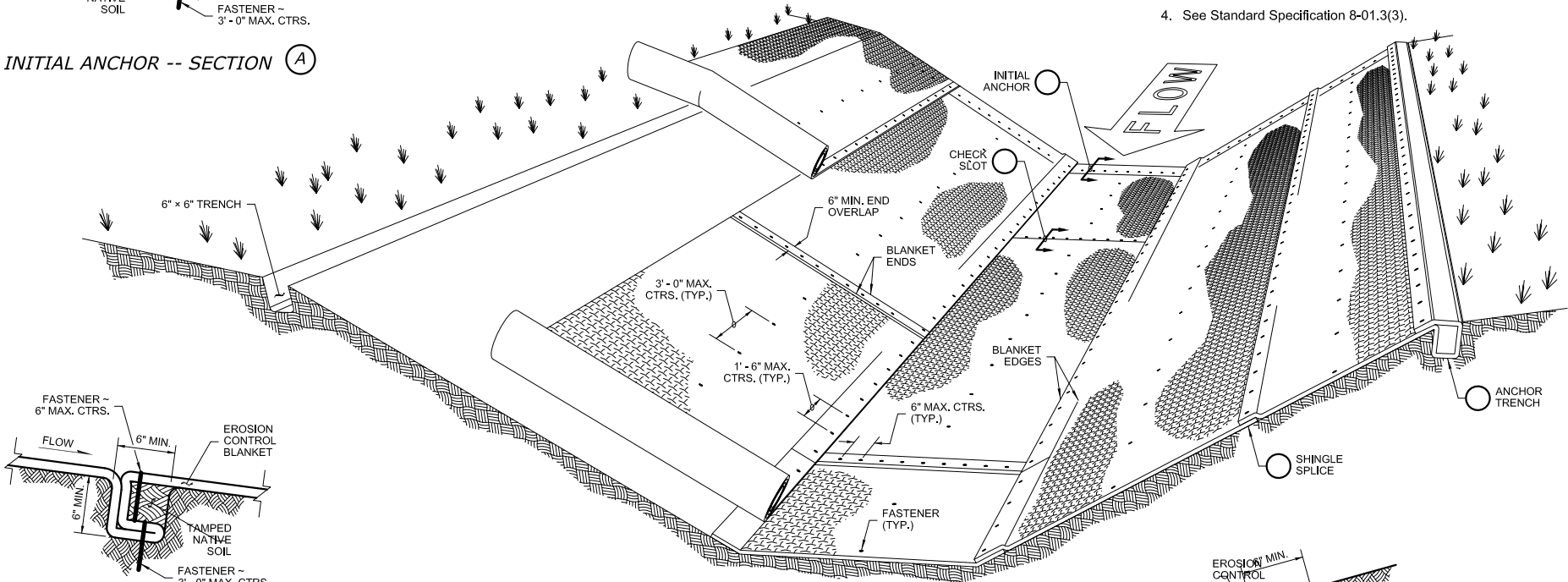
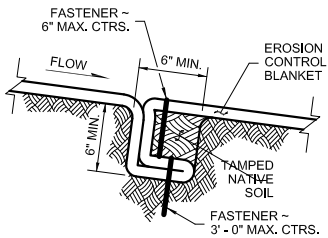


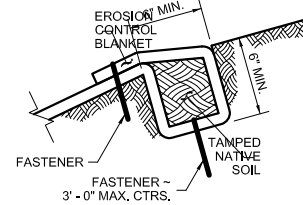
INITIAL ANCHOR -- SECTION (A)



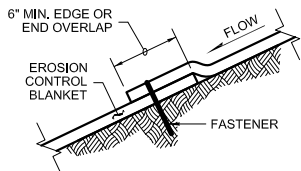
PERSPECTIVE VIEW



CHECK SLOT -- SECTION (B)



ANCHOR TRENCH -- SECTION (D)



SHINGLE SPLICE -- SECTION (C)

**NOTES:**

1. More than the minimum of one fastener per square yard may be required due to conditions such as blanket composition, soil type, surface uniformity, and flow velocity.
2. Provide Check Slots per manufacturer's recommendations.
3. Roll ends may be spliced in a check slot.
4. See Standard Specification 8-01.3(3).

9-09

STD. PLAN NO.

APPROVED BY	REVISED DATE	<b>CITY OF CENTRALIA</b>
CITY ENGINEER	06/2017	
		<b>EROSION CONTROL BLANKET PLACEMENT IN CHANNEL</b>